



# AMA SCHOOL SAFETY PATROL




NAME: .....

**JOIN A TEAM WITH REAL STREET SMARTS**


AMA SCHOOL SAFETY PATROL™





# WANT TO JOIN AMA SCHOOL SAFETY PATROL?

READ EMILY'S STORY AND  
SEE HOW SHE BECAME  
AN AMA SCHOOL SAFETY  
PATROL TEAM LEADER...



TODAY AT SCHOOL,  
SOMETHING BIG WAS  
ABOUT TO HAPPEN TO  
EMILY...



SHE WAS SELECTED TO  
BE PART OF HER AMA SCHOOL  
SAFETY PATROL TEAM.



OK TEAM...  
LET'S KEEP OUR  
CROSSWALK  
SAFE!

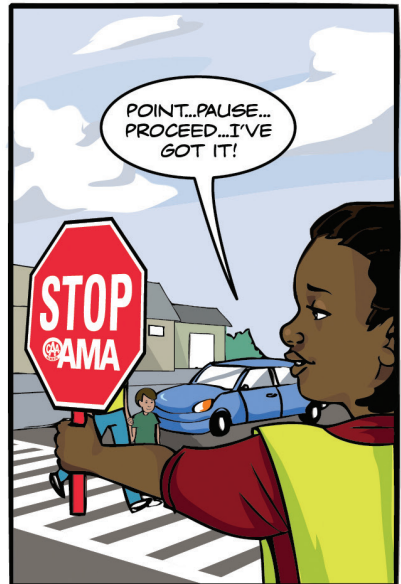
EMILY'S TEAM INCLUDED  
HER CLASSMATES PETER  
AND MEGAN.



BEING A PATROLLER WAS  
A BIG RESPONSIBILITY, BUT  
EMILY WAS CONFIDENT.





SHE LEARNED ALL THE  
AMA SCHOOL SAFETY  
PATROL PROCEDURES AND  
KNEW THEM INSIDE OUT.



POINT...PAUSE...  
PROCEED...I'VE  
GOT IT!



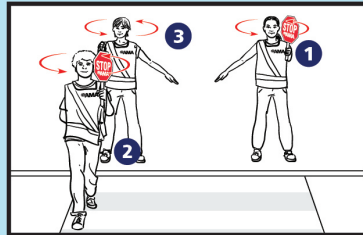


**BACK TO THE CLASSROOM THEY GO...**

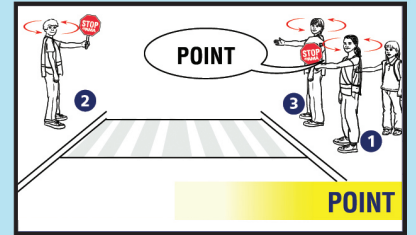
**EMILY EXPLAINS TO JASON THE FIVE KEY STEPS TO BEING A PATROLLER AND HOW TO USE POINT, PAUSE TO DOUBLE-CHECK, AND PROCEED.**

IT'S BEST TO HAVE AT LEAST THREE PATROLLERS PER CROSSWALK BUT SOME SCHOOLS MAY HAVE TWO, THREE, OR FOUR PATROLLERS. SOME SCHOOLS MAY ALSO CHOOSE TO USE A WHISTLE.

**1**



**2**

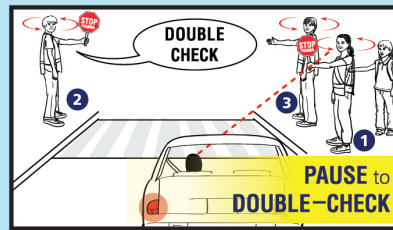


- ARRIVE ON TIME
- LOOK FOR A SAFE GAP IN TRAFFIC FOR VEHICLES TO STOP
- USE POINT, PAUSE TO DOUBLE-CHECK, AND PROCEED TO CROSS PATROLLER ON YOUR RIGHT
- LOOK FOR TRAFFIC WHEN CROSSING
- STAND INSIDE CROSSWALK MARKINGS, ONE STEP BACK FROM CURB
- HOLD STOP SIGN IN LEFT HAND BEHIND BACK

**PATROL!**

- CLOSE CROSSWALK WHEN PEDESTRIANS APPROACH
- LOOK IN ALL DIRECTIONS FOR A SAFE GAP IN TRAFFIC ALLOWING FOR VEHICLES TO STOP
- PATROLLER ONE CALLS "POINT". IF THREE PATROLLERS, PATROLLER 3 BLOWS WHISTLE
- EXTEND STOP SIGN IN LEFT HAND. IF THREE PATROLLERS, PATROLLER 3 POINTS RIGHT ARM.
- PATROLLERS' FEET AND SHOULDERS FACE THE CROSSWALK


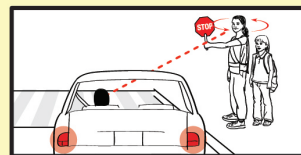
**3**



- ALL PATROLLERS CALL "DOUBLE-CHECK"
- PAUSE TO LOOK FOR TRAFFIC IN ALL DIRECTIONS, MAKING EYE CONTACT WITH DRIVERS
- WAIT UNTIL THERE IS A SAFE GAP IN TRAFFIC OR VEHICLES HAVE COME TO A COMPLETE STOP

**EMILY EXPLAINS A SAFE GAP IN TRAFFIC AND REVIEWS THE AMA SCHOOL SAFETY PATROLLER ASSESSMENT FORM WITH JASON.**

**A SAFE GAP IN TRAFFIC IS WHEN**



- YOU HAVE MADE EYE CONTACT WITH THE DRIVER(S) AND WAITED UNTIL ALL VEHICLES HAVE COME TO A COMPLETE STOP

- OR
- THERE IS A L-O-N-G SAFE GAP IN TRAFFIC... MEANING A VEHICLE IS FAR ENOUGH AWAY AND HAS TIME TO STOP



*"I think I CAN... I think I CAN... I know"*

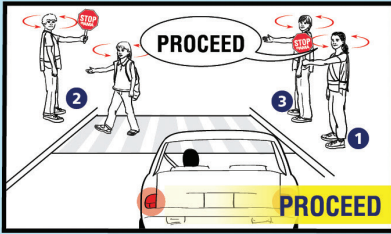
School Name: \_\_\_\_\_ Date: \_\_\_\_\_ Time: \_\_\_\_\_

Additional safety measures may include a third patroler or other the use of a whistle.

READY... SET...	POINT	PAUSE TO DOUBLE-CHECK
<ul style="list-style-type: none"> <li>Be on time</li> <li>Look for a safe gap in traffic</li> <li>Close, Pause, Proceed to cross patroler on right</li> <li>Look for traffic when crossing</li> <li>Stand one step back from curb</li> <li>Hold stop sign behind back</li> </ul>	<ul style="list-style-type: none"> <li>Close the crosswalk with my arm</li> <li>Look for a safe gap in traffic</li> <li>Call "point" (whistle if 3)</li> <li>Point right arm (Patroller 3)</li> <li>Extend stop sign in my left hand (Patroller 1 and 2)</li> </ul>	<ul style="list-style-type: none"> <li>Call "double-check"</li> <li>Look for traffic in all directions, making eye contact with drivers</li> <li>Wait until there is a safe gap in traffic or vehicles have come to a complete stop</li> </ul>



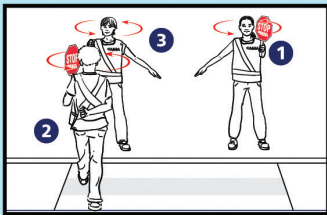
4



- WHEN SAFE, PATROLLER 1 CALLS "PROCEED". PATROLLER 3
- TEAM OPENS CROSSWALK. FEET AND SHOULDERS FACE THE CROSSWALK
- LOOK FOR TRAFFIC IN ALL DIRECTIONS AS PEDESTRIANS CROSS
- WAIT UNTIL ALL PEDESTRIANS HAVE REACHED OPPOSITE CURB. PATROLLER 3
- RETURN TO ORIGINAL POSITION, CONTINUE TO BE ALERT

5

**LAST CROSSING AND TAKE DOWN**




- ALL PATROLLERS CALL "LAST CROSSING"
- LOOK FOR A SAFE GAP IN TRAFFIC FOR VEHICLES TO STOP
- REVERSE SET-UP PROCEDURE
- LOOK FOR TRAFFIC WHEN CROSSING
- TEAM IS FOCUSED, RESPONSIBLE AND SAFE WHILE PATROLLING
- TEAM PUTS EQUIPMENT AWAY WITH CARE

**IF A TRAFFIC EMERGENCY HAPPENS**

- STAY CALM
- SEND SOMEONE TO GET AN ADULT
- STAY ON DUTY TO PROVIDE ASSISTANCE

**IF A VEHICLE IS PARKED WITHIN 5 METRES OF THE CROSSWALK AND IS BLOCKING YOUR VIEW:**



- LOOK TO SEE IF THERE IS A DRIVER IN THE VEHICLE AND IF THE DRIVER SEES YOU
- STEP OUT ON TO THE ROAD BUT NEVER GO PAST THE OUTER EDGE OF THE PARKED VEHICLE
- USE POINT, PAUSE TO DOUBLE-CHECK, AND PROCEED FROM THE OUTER EDGE OF THE PARKED VEHICLE
- ALLOW PEDESTRIANS TO CROSS, THEN RETURN TO THE SIDEWALK
- THIS IS THE ONLY TIME YOU NEED TO GO ON THE ROAD


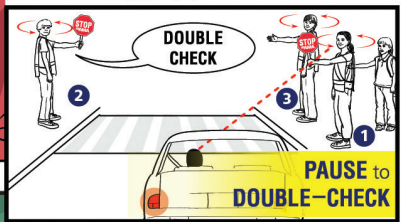
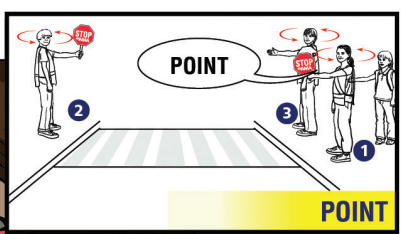


BUT WHAT WOULD THEY DO AT A REAL CROSSWALK?

WOULD EVERYONE BE ABLE TO CROSS SAFELY?



EMILY PREPARES THE TEAM TO CROSS STUDENTS.




BUT WHAT'S THIS?!

ANOTHER CAR IS APPROACHING AND NOT SLOWING DOWN?

THAT'S WEIRD.

EMILY STAYS CALM...AND QUICKLY REALIZES JASON HAS TURNED HIS BACK TO TRAFFIC FOR A SPLIT-SECOND...

...AS THE CAR JUST MISSES A STUDENT.



EMILY SENDS A CLASSMATE TO GO FIND AN ADULT.

PATROLLERS, REMEMBER TO ALWAYS DOUBLE-CHECK AND KEEP YOUR EYES ON TRAFFIC IN ALL DIRECTIONS AFTER CALLING PROCEED.

THE TEAM STAYS ON DUTY.

QUICKLY AND SAFELY, THEY DIRECT THE STUDENTS TO THE NEAREST CURB UNTIL HELP ARRIVES.







# PATROLLER PROMISE

I AM A PATROLLER.  
PATROLLERS PROMISE TO BE...

## **P**REPARED

READY TO WORK THROUGH ANY CHALLENGES

## **A**WARE

STAY FOCUSED AND ALERT WHILE ON DUTY

## **T**RUSTWORTHY

DEPENDABLE AND RESPONSIBLE

## **R**ESPECTFUL

SHOW CONSIDERATION FOR OTHERS

## **O**BSERVANT

FOLLOW THE PATROL PROCEDURE  
AND TRAFFIC SAFETY RULES

## **L**EADERS

ROLE MODEL FOR OTHER  
STUDENTS



JOIN A TEAM WITH REAL STREET SMARTS

AMA SCHOOL  
SAFETY PATROL™

